



IUPUI

# **2018 End of First Semester Report**

Institutional Research and Decision Support

## OVERVIEW

### Jessica Rauch

Institutional Research  
Coordinator  
317-278-2047  
jtrauch@iupui.edu

### Michele J. Hansen

Assistant Vice Chancellor  
317-278-2618  
mjhansen@iupui.edu

**Purpose:** The End-of-First Semester Survey was designed to assess first-time, first-year students' perceptions, self-reported learning, experiences, and reasons for choosing not to reenroll at IUPUI. The survey examined many different aspects of students' life and academic experiences and provides insights into their first semester of college at IUPUI.

**Methods:** Institutional Research and Decision Support administered the survey December 2018 to all first-time beginning students enrolled at IUPUI. A total of 1,020 students responded with a response rate of 28.4%. Amazon gift cards valued at \$100 were used as an IRB approved research incentive.



## Institutional Research and Decision Support

301 University Boulevard  
INAD 4053  
Indianapolis, IN 46202

## **Table of Contents**

<b><u>Overall Report</u></b> .....	<b>4</b>
Respondent Characteristics .....	4
Executive Summary .....	5
Sense of Belonging .....	6
Organizational Commitment.....	7
Self-Efficacy .....	8
Growth Mindset/Support .....	9
Satisfaction of Services/Experiences at IUPUI .....	10
High-Impact Practices .....	11
IUPUI Profiles of Learning for Undergraduate Success (PLUS).....	12
Hours Spent on Activities .....	13
Plans for Next Semester .....	14
Intent to Transfer.....	14
Plan to Re-Enroll at IUPUI Next Semester .....	14
Reasons Not Returning/Transferring from IUPUI .....	15
Reasons Why Planning to Return.....	15
Other Reasons Planning to Return .....	16
Most Valuable Aspects of IUPUI Experience .....	17
Least Valuable Aspect of IUPUI Experience.....	18
Where Students Plan to Transfer.....	19
Comparisons Between Underrepresented and Not Underrepresented Groups .....	20
Comparisons Between Students Living On-Campus and Students Living Off-Campus .....	21
<b><u>Black/African American Report</u></b> .....	<b>23</b>
Respondent Characteristics .....	23
Sense of Belonging .....	24
Organizational Commitment and Self-Efficacy .....	25
Growth Mindset/Support .....	26
Satisfaction of Services/Experiences at IUPUI .....	27
High-Impact Practices and Profiles of Learning for Undergraduate Success (PLUS) .....	28
Hours Spent on Activities .....	29
Plans for Next Semester .....	30
Intent to Transfer.....	30
Plan to Re-Enroll at IUPUI Next Semester .....	30
Reasons Not Returning/Transferring from IUPUI .....	31
Reasons Why Planning to Return.....	31
<b><u>Hispanic/Latinx Report</u></b> .....	<b>32</b>
Respondent Characteristics .....	32
Sense of Belonging .....	33
Organizational Commitment and Self-Efficacy .....	34
Growth Mindset/Support .....	35
Satisfaction of Services/Experiences at IUPUI .....	36
High-Impact Practices and Profiles of Learning for Undergraduate Success (PLUS) .....	37
Hours Spent on Activities .....	38
Plans for Next Semester .....	39
Intent to Transfer.....	39
Plan to Re-Enroll at IUPUI Next Semester .....	39
Reasons Not Returning/Transferring from IUPUI .....	40
Reasons Why Planning to Return.....	40

# Overall Respondent Characteristics

## Overall Respondents

### Respondent vs All Invited Characteristics

	All Respondents	All Invited
<i>Female</i>	66.9% (n=682)	58.8% (n=1,251)
<i>Male</i>	33.1% (n=338)	41.2% (n=1,477)
<i>White</i>	65.1% (n=664)	67.4% (n=2,418)
<i>Asian</i>	11.3% (n=115)	8.5% (n=306)
<i>Black/African-American</i>	12.0% (n=122)	11.7% (n=419)
<i>American Indian/Alaska Native</i>	1.2% (n=12)	1.6% (n=59)
<i>Hispanic/Latinx</i>	9.9% (n=101)	9.9% (n=356)
<i>Native Hawaiian/Other Pacific Island</i>	0.4% (n=4)	0.3% (n=12)
<i>International</i>	0.0% (n=0)	0.1% (n=3)
<i>Missing Information</i>	0.2% (n=2)	0.4% (n=14)
<i>Liberal Arts</i>	3.0% (n=31)	2.9% (n=105)
<i>ENGT</i>	8.4% (n=85)	9.9% (n=354)
<i>Science</i>	15.1% (n=154)	12.0% (n=432)
<i>Dentistry</i>	0.1% (n=1)	0.1% (n=5)
<i>Social Work</i>	0.1% (n=1)	0.1% (n=2)
<i>Nursing</i>	0.0% (n=0)	0.0% (n=0)
<i>Business</i>	6.2% (n=63)	4.0% (n=144)
<i>Health &amp; Human Sciences</i>	5.7% (n=58)	4.9% (n=177)
<i>Informatics</i>	3.0% (n=31)	3.3% (n=120)
<i>Education</i>	1.9% (n=19)	1.5% (n=53)
<i>SPEA</i>	1.3% (n=13)	1.4% (n=52)
<i>Public Health</i>	0.8% (n=8)	0.5% (n=19)
<i>Herron</i>	4.7% (n=48)	4.1% (n=146)
<i>University College</i>	49.4% (n=504)	54.8% (n=1,966)
<i>Philanthropy</i>	0.3% (n=3)	0.2% (n=8)
<i>Medicine</i>	0.1% (n=1)	0.1% (n=4)
<b>N</b>	<b>1,020</b>	<b>3,587</b>
<b>Response Rate</b>	<b>28.4%</b>	<b>--</b>

- Participants approximate the demographic characteristics of the 2018 Beginner Cohort students at IUPUI as a whole.
- Female students were more likely to respond to the survey, making up 67% of respondents.
- Almost half of respondents were University College students.

## Executive Summary

### Sense of Belonging/Organizational Commitment

- 86% of respondents agreed that the IUPUI campus community has made them feel welcome.
- 83% of respondents agreed that they feel a sense of belonging to IUPUI.

### Self-Efficacy and Growth Mindset/Support

- Respondents rated themselves highest in their ability to work with others that are different from them, 97% rated themselves at least average compared to the average person.
- Students rated themselves lowest compared to others on self-confidence (related to social activities), study skills, and their emotional health, with 29% rating their emotional health either below average or in the lowest 10%.
- 94% of respondents agreed they can improve their academic ability if they work hard enough.
- 89% of respondents agree there are instructors at IUPUI who care about their learning.

### Satisfaction of Services/Experiences at IUPUI

- 82% of respondents were satisfied with their overall academic experience at IUPUI.
- Students were least satisfied with the following: quality of on-campus housing, availability of on-campus housing, their on-campus job, and quality of food services/options

### High Impact Practices

- Nearly half of the respondents have already participated in community service or volunteer work (44.7%) and a learning community or some other formal program where groups of students take two or more classes together (42.8%).

### IUPUI Profiles of Learning for Undergraduate Success (PLUS)

- Respondents were most confident that they can effectively work with people from different backgrounds (e.g., races, ethnicities, religions, socioeconomic backgrounds, cultural, or sexual orientations).
- Students are least confident in their ability to write a well-organized final report/paper and prepare a formal oral presentation to communicate ideas and information.

### Hours Spent on Activities

- 25% of respondents reported working off campus more than 15 hours a week during their first semester.
  - 6% of respondents reported working on-campus more than 15 hours a week during their first semester.

### Plans for Next Semester

- 94% of respondents planned to re-enroll at IUPUI next semester.
- The top five reasons respondents indicated why they planned not to return to IUPUI next semester were as follows: lack of sense of community, they don't feeling like they belong at IUPUI, personal emotional/mental health reasons, difficulty paying for college, and lack of campus life and activities.

### Most/Least Valuable Aspects of IUPUI Experience

- The top themes that emerged when students were asked to report the most valuable aspects of their IUPUI experience were the friends they made, their professors/instructors, and their classroom/academic experiences.
- The top themes that emerged when students were asked to report the least valuable aspects of their IUPUI experience was the lack of campus life, campus food, and classes such as first-year seminars that lack value or relevant purpose.

### Where Students Plan to Transfer

- Of the respondents that indicated, they intend to transfer most plan to transfer to either Indiana University-Bloomington or Purdue University.

### Comparisons Between Underrepresented and Not Underrepresented Groups

- Difficulty paying for college was statistically significant in the differences between both underrepresented and not underrepresented and Black/African American and not underrepresented groups.

## Sense of Belonging

- 86% of respondents agree the IUPUI campus community has made them feel welcome.
- 83% of respondents agree they feel a sense of belonging to IUPUI.
- 77% of respondents agree they have formed close friendships with **other students attending IUPUI.**
  - 70% of respondents agree they have formed close friendships with **other students in my academic major or school**

### Sense of Belonging

Please rate your level of agreement with each statement.

	N	Mean	Strongly Disagree	Moderately Disagree	Slightly Disagree	Neither Disagree nor Agree	Slightly Agree	Moderately Agree	Strongly Agree
	Percentages								
The IUPUI campus community has made me feel welcome	1,017	5.80	2.1	1.7	2.7	7.5	18.5	29.4	38.2
I feel a sense of belonging to IUPUI	1,020	5.58	2.5	3.2	4.1	8.3	18.3	32.5	30.9
I feel that I fit right in on campus	1,020	5.50	3.0	3.0	4.8	10.5	19.5	27.3	31.9
I feel that I am a member of the IUPUI community	1,020	5.47	2.8	2.8	4.5	11.0	21.0	29.0	28.9
I have formed close friendships with other students attending IUPUI	998	5.43	7.0	4.2	4.4	7.5	16.1	21.6	39.1
I feel like I am valued as a person at IUPUI	999	5.43	3.1	3.0	3.1	14.0	20.0	28.7	28.0
I feel a sense of belonging within the school of my academic major	1,000	5.39	4.3	3.3	4.4	13.4	17.7	25.4	31.5
I see myself as part of the IUPUI community	1,020	5.38	3.4	3.1	4.8	11.5	22.7	26.8	27.6
I have a network of peer support at IUPUI	1,002	5.35	4.0	4.1	5.9	8.9	21.9	26.5	28.7
My experience with IUPUI is aligned with my expectations in terms of what the college experience should be	1,018	5.27	4.9	4.1	8.3	8.6	18.2	27.2	28.6
I feel connected with other IUPUI students	1,018	5.26	4.1	4.0	7.3	9.0	23.7	25.5	26.3
I feel like there is a community I belong to at IUPUI	1,002	5.25	5.3	3.1	7.2	10.5	21.5	24.4	28.1
I have formed close friendships with other students in my academic major or school	1,000	5.10	9.4	5.6	5.7	9.7	16.0	21.9	31.7

1=Strongly Disagree, 2=Moderately Disagree, 3=Slightly Disagree, 4=Neither Disagree nor Agree, 5=Slightly Agree, 6=Moderately Agree, 7=Strongly Agree

## Organizational Commitment

- 84% of respondents are proud to tell others they go to school at IUPUI and 76% reported it is important to them to graduate from IUPUI, rather than from another university.

### Organizational Commitment

Please rate your level of agreement with each statement.

	N	Mean	Strongly Disagree	Moderately Disagree	Slightly Disagree	Neither Disagree nor Agree	Slightly Agree	Moderately Agree	Strongly Agree
Percentages									
I am proud to tell others I am going to school here	993	5.89	3.1	1.0	2.1	10.0	11.9	25.6	46.3
I am extremely glad that I chose IUPUI over other colleges	994	5.74	3.7	3.3	3.3	9.6	12.1	21.2	46.8
It is important for me to graduate from IUPUI (e.g., rather than from another university)	992	5.65	6.3	2.5	2.2	13.0	10.0	17.4	48.6

1=Strongly Disagree, 2=Moderately Disagree, 3=Slightly Disagree, 4=Neither Disagree nor Agree, 5=Slightly Agree, 6=Moderately Agree, 7=Strongly Agree



## Self-Efficacy

- When rating themselves compared to the average person their age, respondents rated themselves highest in their ability to work with others that are different from them, 97% rating themselves at least average.
  - Respondents rated themselves lowest on emotional health, 29% rating themselves at least below average.

### Self-Efficacy

Rate yourself on each of the following traits as compared to the average person your age.							
	N	Mean	Lowest 10%	Below Average	Average	Above Average	Highest 10%
Percentages							
Ability to work with others that are different from you	991	3.88	0.5	2.5	26.9	48.3	21.7
Academic ability	992	3.66	0.2	3.1	38.1	47.8	10.8
Leadership ability	990	3.60	1.5	9.2	34.7	37.3	17.3
Writing ability	991	3.54	0.5	6.9	41.1	41.5	10.1
Ability to seek out appropriate academic help	992	3.38	2.0	14.4	38.7	33.5	11.4
Motivation for college work	990	3.37	2.8	11.9	41.8	32.4	11.0
Ability to manage finances	988	3.35	2.0	15.3	41.6	27.9	13.2
Self-confidence (related to intellectual or academic activities)	990	3.33	3.4	13.5	41.9	29.2	11.9
Mathematical ability	990	3.30	3.0	13.4	42.4	32.5	8.6
Physical health	990	3.28	2.3	13.6	47.7	26.6	9.8
Self-confidence (related to social activities)	989	3.12	6.8	19.0	39.6	24.7	9.9
Study skills	991	3.10	3.0	20.6	45.1	25.6	5.7
Emotional health	986	3.02	6.5	22.5	41.4	21.4	8.2

1=Lowest 10%, 2=Below Average, 3=Average, 4=Above Average, 5=Highest 10%



## Growth Mindset/Support

- 94% of respondents agree they can improve their academic ability if they work hard enough.
- 89% of respondents agree there are instructors at IUPUI who care about their learning.

### Growth Mindset/Support

Please rate your level of agreement with each statement.									
	N	Mean	Strongly Disagree	Moderately Disagree	Slightly Disagree	Neither Disagree nor Agree	Slightly Agree	Moderately Agree	Strongly Agree
	Percentages								
I believe that I can improve my academic ability if I work hard enough	976	6.25	1.1	0.2	1.0	3.3	12.9	27.0	54.4
There are instructors at IUPUI who care about my learning	976	6.04	1.1	1.0	2.3	6.5	15.5	25.1	48.6
Most faculty/staff IUPUI seem to believe that students can improve their academic ability level if they work hard enough	978	5.87	0.8	0.7	1.9	9.5	18.3	31.4	37.3
An instructor has provided useful and clear feedback on my learning	975	5.84	1.7	1.2	3.1	7.2	19.2	26.8	40.8
There are instructors/staff at IUPUI who want to help me attain my personal goals	974	5.83	1.6	1.4	2.4	11.0	16.2	25.3	42.1
I have been encouraged by an instructor	972	5.81	2.4	1.0	2.2	9.0	18.7	26.7	40.0
There are instructor/staff at IUPUI who care about me as a person	974	5.64	2.5	2.0	3.1	13.8	17.2	23.3	38.2
Most faculty/staff at IUPUI seem to believe that students have a certain amount of academic ability and that students really can't do much to change it*	976	4.80	7.1	7.6	8.9	18.0	15.6	19.0	23.9
You have a certain amount of academic ability and you really can't do much to change it*	978	4.65	7.7	9.1	11.9	13.7	18.8	17.3	21.6
My fellow students at IUPUI seem to believe that students have a certain amount of academic ability and that students really can't do much to change it.*	977	4.08	7.9	11.0	14.8	29.5	13.9	13.8	9.1

1=Strongly Disagree, 2=Moderately Disagree, 3=Slightly Disagree, 4=Neither Disagree nor Agree, 5=Slightly Agree, 6=Moderately Agree, 7=Strongly Agree

\*Items were reverse recoded so disagreement with the statement is a more positive indication.

## Satisfaction of Services/Experiences at IUPUI

- 82% of respondents are satisfied with their overall academic experience at IUPUI.
- Only 51% reported being satisfied with the quality of food services/options.

### Satisfaction Levels

Rate your level of satisfaction in the following areas							
	N	Mean	Very Dissatisfied	Dissatisfied	Neutral	Satisfied	Very Satisfied
	Percentages						
Overall academic experience at IUPUI	956	4.18	1.4	3.5	13.2	40.1	41.9
The general helpfulness of IUPUI staff	952	4.14	1.1	1.8	16.4	43.9	36.9
Quality of technology in the classroom to promote learning	946	4.13	1.2	3.8	14.7	42.0	38.4
Overall quality of instructor/faculty members at IUPUI	951	4.10	1.3	2.5	16.3	44.8	35.1
Peer mentoring experiences	900	4.09	1.6	3.8	18.6	36.8	39.3
Academic advising in your major department or school	927	4.02	3.0	5.0	20.0	30.7	41.3
Quality of classroom environment (lighting, heating/cooling, cleanliness, comfort of seats, etc.)	953	4.01	1.3	6.3	16.4	42.6	33.5
Tutoring, Coaching, and other academic support services	850	4.00	1.8	3.2	22.5	38.7	33.9
Opportunities to join clubs/organizations	934	3.97	1.7	6.3	19.5	38.1	34.4
Information about career and job opportunities	931	3.96	1.4	4.5	22.3	40.5	31.3
Campus activities and events	938	3.95	2.6	4.5	20.6	40.4	32.0
Career Services in your major department or school	867	3.92	1.3	2.0	31.6	34.0	31.1
Academic advising in University College	777	3.87	3.6	4.4	26.5	32.2	33.3
Career Services in University College	740	3.82	1.9	2.3	34.6	33.9	27.3
Overall social experiences at IUPUI	952	3.76	3.0	9.9	23.4	35.0	28.7
Quality of on-campus housing	695	3.65	5.0	7.2	29.4	34.7	23.7
Availability of on-campus housing	712	3.52	6.5	9.4	30.3	33.0	20.8
On-campus job	634	3.46	6.3	11.8	35.6	22.1	24.1
Quality of Food Services/Options	909	3.33	11.3	15.3	22.6	30.5	20.4

1=Very Dissatisfied, 2=Dissatisfied, 3=Neutral, 4=Satisfied, 5=Very Satisfied

## High-Impact Practices

- Nearly half of the respondents have already participated in community service or volunteer work (44.7%) and a learning community or some other formal program where groups of students take two or more classes together (42.8%).
- 81% of respondents plan to do a practicum, internship, field experience, co-op experience, or clinical assignment before graduating from IUPUI.

### High-Impact Practices

Which of the following have you done or do you plan to do before you graduate from IUPUI?					
	N	Done	Plan to Do	Do Not Plan to Do	Have Not Decided
		Percentage			
Participate in student government	947	3.2	18.5	56.1	22.3
Join a fraternity/sorority	945	6.3	14.2	62.3	17.1
Study abroad	938	0.7	49.1	22.1	28.0
Work on a research project with a faculty member outside of course or program requirements	947	6.4	48.4	16.1	29.1
Get a job on-campus	948	10.5	47.3	18.7	23.5
Complete an electronic portfolio	947	30.2	36.1	12.7	21.0
Practicum, internship, field experience, co-op experience, or clinical assignment	947	3.7	81.2	4.1	11.0
Participate in a learning community or some other formal program where groups of students take two or more classes together	945	42.8	22.2	16.3	18.7
Participate in student club or organization	948	36.5	44.8	5.5	13.2
Community service or volunteer work	948	44.7	40.5	4.0	10.8



## IUPUI Profiles of Learning for Undergraduate Success (PLUS)

- Respondents felt most confidently they can effectively work with people from different backgrounds (e.g., races, ethnicities, religions, socioeconomic backgrounds, cultural, or sexual orientations) with 86% of respondents reported feeling confident in this PUL.
- Only slightly more than half (58%) of respondents were confident they can effectively prepare a formal oral presentation or communicate ideas and information, which is the lowest rated of the PULs.

### Profiles of Learning for Undergraduate Success (PLUS)

I feel confident that I can effectively...							
	N	Mean	Not At All Confident	Somewhat Confident	Neutral	Confident	Very Confident
	Percentage						
Work with people from different backgrounds (e.g., races, ethnicities, religions, socioeconomic backgrounds, cultural, or sexual orientations)	935	4.26	0.3	4.7	9.1	40.2	45.7
Recognize and appreciate cultural differences and initiate interactions with those who are culturally different	937	4.17	1.0	3.8	13.1	41.2	40.9
Advocate for my beliefs in a civil and respectful manner	931	4.14	0.6	4.5	14.3	41.8	38.8
Recognize my own cultural rules and biases	937	4.05	0.7	3.3	17.4	47.3	31.3
Engage in meaningful self-examination and reflection	937	4.04	0.4	4.1	18.7	45.3	31.6
Modify how I approach a problem based on the requirements of the situation	938	4.02	0.5	3.7	16.7	50.7	28.3
Be a meaningful contributor to communities locally and globally	938	3.94	0.9	5.2	21.5	43.7	28.7
Generate new ideas about how to approach an issue	938	3.74	1.1	9.3	22.6	48.9	18.1
Support an argument using appropriate data (quantitative or non-quantitative) data	937	3.69	1.8	12.2	21.0	45.4	19.6
Write a well-organized final report or paper	939	3.61	2.9	13.2	22.0	43.3	18.5
Prepare a formal oral presentation to communicate ideas and information	938	3.52	4.5	14.9	23.0	38.9	18.7

1=Not at All Confident, 2=Somewhat Confident, 3=Neutral, 4=Confident, 5=Very Confident

## Hours Spent on Activities

- A quarter of respondents (25%) spent more than 15 hours working for pay off-campus during their first year at IUPUI.
- 82% of respondents reported they spent zero hours during their first year working for pay on-campus.

### Hours Spent on Activities

About how many hours did you spend in a typical 7-day week during your first year at IUPUI doing each of the following?

	N	0	1-5	6-10	11-15	16-20	21-25	26-30	More than 30
	Percentage								
Preparing for class (studying, reading, writing, doing homework or lab work, analyzing data, rehearsing, and other academic activities)	921	0.3	12.8	25.1	20.7	18.1	10.9	6.4	5.6
Relaxing and socializing (watching TC, partying, etc.)	921	2.3	22.9	30.1	19.0	12.9	4.5	3.0	5.3
Interacting with on-line social networks (Facebook, Instagram, Twitter, etc.)	925	5.3	32.2	27.1	13.7	10.4	4.0	2.3	5.0
Working for pay off-campus	919	51.3	5.8	9.1	8.7	9.2	6.6	4.4	4.9
Commuting to class (driving, walking, etc.)	921	12.3	47.8	20.6	6.8	4.3	2.8	1.3	4.0
Taking care of household responsibilities	924	12.7	50.3	18.9	7.6	4.3	2.8	1.1	2.3
Providing care for dependents living with you (parents, children, spouse, etc.)	919	68.7	12.7	6.6	3.8	2.8	2.5	0.8	2.1
Participating in co-curricular activities (organizations, campus publications, student government, fraternity or sorority, intercollegiate or intramural sports, etc.)	924	43.9	32.1	10.8	5.0	3.8	1.9	1.0	1.4
Engaging in volunteer activities	924	43.5	40.5	6.9	3.4	3.2	1.3	0.1	1.1
Working without pay (unpaid internship) off campus	919	88.6	3.2	2.8	2.0	1.1	1.1	0.5	0.8
Working for pay on-campus	922	82.2	2.8	4.4	4.6	3.4	1.6	0.5	0.4

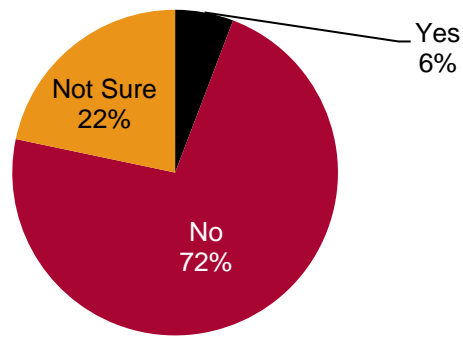


## Plans for Next Semester

- 94% of respondents planned to re-enroll at IUPUI next semester.
- 72% of respondents reported they intend not to transfer to another institution.

### Intent to Transfer

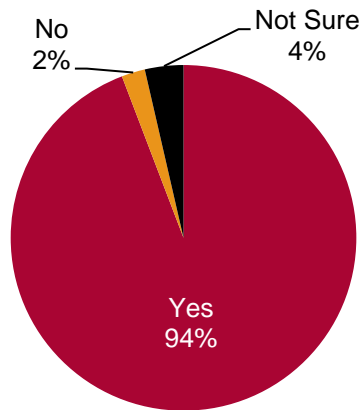
#### I intend to transfer to another institution?



N= 925

### Plan to Re-Enroll at IUPUI Next Semester

#### I plan to re-enroll at IUPUI next semester?



N= 915

## Plans for Next Semester

- The top three reasons respondents indicated they planned not to return to IUPUI next semester was the lack of sense of community, they don't feeling like they belong at IUPUI, and personal emotional/mental health reasons.

### Reasons Not Returning/Transferring from IUPUI

Reasons why plan to not return to IUPUI next semester:					
	N	Mean	Not a Reason	Minor Reason	Major Reason
			Percentage		
Lack of sense of community	52	1.75	48.1	28.8	23.1
Don't feel like I belong at IUPUI	52	1.73	50.0	26.9	23.1
Personal emotional/mental health reasons	52	1.73	50.0	26.9	23.1
Difficulty paying for college	52	1.69	57.7	15.4	26.9
Lack of campus life and activities	51	1.69	58.8	13.7	27.5
Moving closer to home	52	1.62	61.5	15.4	23.1
Lack of friends	52	1.58	57.7	26.9	15.4
Family reasons	51	1.55	62.7	19.6	17.6
Don't feel like I belong in my academic major	52	1.54	65.4	19.2	15.4
Don't feel like I belong in my academic school	52	1.50	59.6	26.9	13.5
Lack of affordable housing alternatives	52	1.56	63.5	17.3	19.2
Other (please specify)	27	1.44	74.1	7.4	18.5
Performed poorly academically	52	1.35	69.2	26.9	3.8
Personal physical health reasons	52	1.27	80.8	11.5	7.7
Major not offered	52	1.27	82.7	7.7	9.6
Military commitment	51	1.16	88.2	7.8	3.9

1=Not a Reason, 2=Minor Reason, 3=Major Reason

### Reasons Why Planning to Return

Most important reasons why plan to return (check all that apply)	
	N
Major offered	165
Have a scholarship	144
Close to family	86
Financial aid support	70
Feel like I belong at IUPUI	67
Academic support	50
Other*	50
Quality of instruction	41
Have friends that attend IUPUI	37
Feel like I belong in my academic major	36
Like housing situation	20
Feel like I belong in my academic school	19
Feel a sense of community	18
Family supportive of attending IUPUI	17
Quality of campus life and activities	13
The IUPUI Instructors care about me and my goals	13
The IUPUI Staff care about me and my goals	4

\*Other comments listed in Appendix

## Other Comments from Reasons Why Planning to Return

### Other comments:

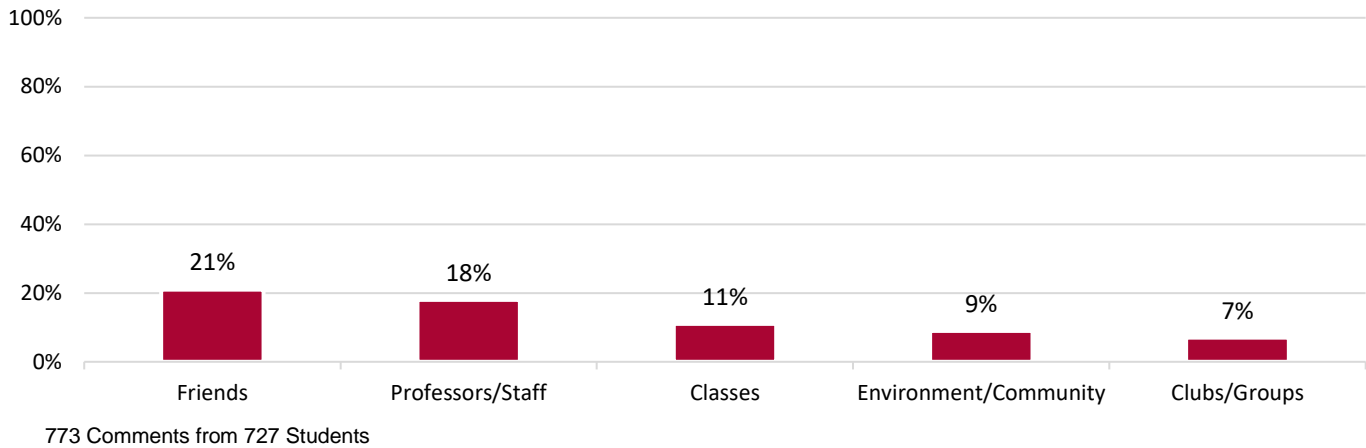
- Forced to die to financial situation and lease I signed for a year
- It's cheaper than the colleges I want to attend.
- It is only letting me pick one option so I also would pick scholarship, a few friends, and I like my School and instructors.
- Won't let me select two. Friends and I have a scholarship
- Most of the answers were a reason but it wouldn't let me check all the applied
- stuck in a lease
- Sport
- This would not allow me to select multiple reasons
- I can't transfer till next year
- I'm on mobile and can't select more than one of these but basically friends, send of community, staff quality, overall sense of belonging, quality of life overall on campus.
- Can't end my loan.
- scholarships, community, academic instruction, feel like i belong, and friends
- Its the most affordable education available to me.
- To boost my GPA before applying for another.
- Kelley School of Business
- Many of the reasons on this list (although I am unable to pick multiple) and the fact that every person I have met with on campus has treated me kindly and been extremely helpful. Also, the clubs I have joined are a reason I will definitely be staying at IUPUI
- Sorority
- Sports
- Feel that I belong here, in my academic major, and have no intention to transfer
- Cheaper
- I can't transfer to Purdue halfway through the semester.
- I would check a lot of them but you can only check one :/
- To have my prereqs ready for transfer to IUB for Kelley School of business
- I want to apply to the nursing program because it is a great academic program, but my future plans depend on whether I get accepted or not.
- Not letting me check all that apply. Have a scholarship, close to family
- Many opportunities in downtown Indy!
- I can not afford the housing contract fee to cancel my housing contract which is \$1500 to just leave the building which is unreasonable so I have to stay here another semester instead of transferring.
- I couldn't select more than one, but all apply
- The opportunities available for my major.
- I don't see a reason to transfer to another college.
- I can only click one answer! But so many of these!
- The multiselect is not working. I would have selected all except the following: housing situation, have friends that attend IUPUI, feel a sense of community, feel like I belong at IUPUI, feel like I belong in my academic school, feel like I belong in my academic major
- I'm already going here. Saves me some trouble.
- It is the best school to suit my needs and the best school to help me improve myself, as well as, my motivation to keep striving forward towards a better future...a better sense of purpose in life.
- To finish my minor
- Location
- Get general education done.
- It would not allow me to click multiple answers so here are mine: friends that attend iupui, close to family, major offered, and quality of campus activities
- Enjoy my sense of brotherhood in my fraternity
- Minor offered
- All of the above
- I have to.
- It's affordable to go to IUPUI. I don't have to pay for housing when I commute.
- not really sure where else to go



# Most Valuable Aspects of IUPUI Experience

## Most Valuable Aspects of IUPUI Experience

### Top 5 Most Valuable Aspects of IUPUI Experience



### Most Valuable Aspects Example Comments

#### Friends (165 total comments)

- “Forming new friendships with people with the same major or similar goals as me.”
- “The most valuable aspect that has impacted my experience so far is the friends I have made that have helped me stay on track this semester.”
- “I made a ton of new friends and built a community for myself to better my skills and academics.”
- “I have made such good friends that I would've never met without coming here.”
- “Making friends that actually care about me and my well being.”

#### Professors (139 total comments)

- “A few of my professors were really great & helpful.”
- “I would say the most valuable aspect of my IUPUI experience thus far is my instructors. I feel like they all care about how each student performs in their class and they would do anything to help a student if they were asked.”
- “I value the good professors that care for their students and try hard to make sure all students obtain a passing grade.”
- “How helpful my instructor was while I was struggling in class. She really helped me get through and we became close friends.”
- “The willingness of most professors to help students progress to success.”

#### Classes (85 total comments)

- “The most valuable aspect of my IUPUI experience is the classes.”
- “I find the different varieties of classes available here very valuable. There's so much to choose from & I really appreciate that.”
- “Practicing art and being challenged to create in different ways on a regular basis.”
- “Enjoying my classes.”
- “My education; I enjoy learning.”

#### Environment/Community (66 total comments)

- “My most valuable aspect of my IUPUI experience this far is the community and the professionalism.”
- “I have a very close community of peers and teachers willing to help me as much as I help them achieve their goals.”
- “I love how helpful everyone has been at IUPUI and making me comfortable and being able to get any questions or problems I have solved in a very timely manner.”
- “Friendliness amongst staff and students everywhere on campus.”
- “I loved the atmosphere we have here. I think people here really help with my academics and people here are nice here.”

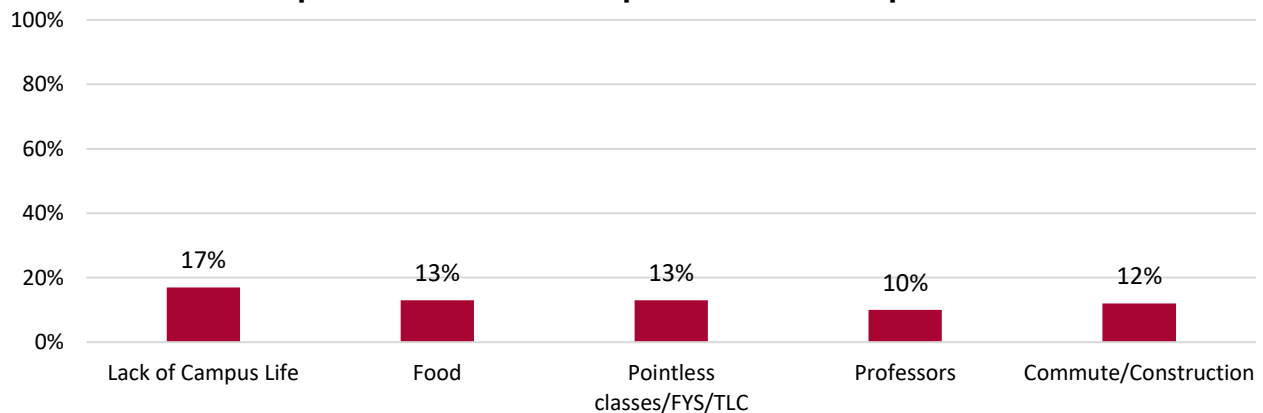
#### Clubs/Groups (51 total comments)

- “I thought the whole “getting involved” idea was over the top, but it turned out to be the best part of my college life.
- The most valuable IUPUI experience I have had thus far is joining two on-campus clubs that have created a network of friends for me.”
- “The most valuable aspect to me was joining a sorority.”
- “A sense of belonging in my fraternity.”
- “I joined the Moving Company at IUPUI and that was the best decision I made. I love being able to dance with such a fun and loving group, it really makes me feel like I have a place at IUPUI.”

# Least Valuable Aspects of IUPUI Experience

## Least Valuable Aspects of IUPUI Experience

### Top 5 Least Valuable Aspects of IUPUI Experience



573 Comments from 550 Students

### Least Valuable Aspects Example Comments

#### Lack of Campus Life (96 total comments)

- “There is no community because everyone lives off campus and everyone leaves on the weekends.”
- “The lack of overall community. No large games that everyone gathers at, so it does not get the same college feel that I would have liked.”
- “IUPUI is not a very social school. It is not known for sports or parties, and seems more business-like.”
- “I found that it was very difficult to get involved as it was advocated. During welcome week, yes, they had booths with information but not an actual sign up. After that, I was in the dark about it.”
- “The effort to get students involved in things. It is like there is nothing for me personally.”

#### Campus Food (75 total comments)

- “The food at the tower it’s the same thing over and over and over I wish there was something else other than the den (because that’s the same) that was on our meal plan to eat so I don’t have to pay more than I already do. I wish there was something new to try.”
- “Not a lot of food options.”
- “More food options across campus would be ideal.”
- “Tower dining is HORRIBLE.”
- “Food leaves a lot to be desired. Especially in the tower dining.”

#### Classes/FYS/TLC that Lack Value (75 total comments)

- “My first year seminar was a waste of about 2 hours every week. I did not learn anything while in that class and only went for the attendance points.”
- “First year seminar, most useless class I have ever had the displeasure of taking.”
- “Costly required courses not necessarily relevant to my intended major or career goals.”
- “My least valuable aspect thus far has been the classes I’ve taken, because as of now they’ve been core classes and stuff I’ve already taken in high school.”
- “Some of the classes I took seemed irrelevant to me.”

#### Commute/Construction (71 total comments)

- “The least valuable aspect of IUPUI thus far is that I commute and I feel as though it takes away time for opportunities that I would have more of if I lived on-campus or closer to campus.”
- “Commuting is a hassle.”
- “The least valuable aspect of IUPUI is the parking. I feel that parking is limited after a specific time of day and I am unable to find a spot for quite a while.”
- “I also wish that the car parking situation would be better as well. The cost of a parking pass and how far my car is away from me is very frustrating.”

#### Professors (60 total comments)

- “Not getting much help from professors.”
- “My instructors aren’t the best at teaching and they aren’t clear all the time.”
- “Some professors teach course that I have not taken before like I should have taken them before and if I don’t understand then I should drop the class and maybe have better luck next time.”
- “I do not like all of my professor’s.”

## Where Students Plan to Transfer

### What institution do you plan to transfer to and why? (all responses)

#### Purdue University (any campus)

- Purdue because of the "college feel" and the sports following
- Purdue Northwest; Financial and personal reasons.
- Purdue University, I enjoy being on campus rather than commuting and I feel that IUPUI has some social network but Purdue has a much bigger social network due to students living on campus rather than commuting
- Purdue- I'm getting married
- Purdue because it is closer to home and was my first option.
- Purdue University Fort Wayne to be closer to home and out of a big city.
- Purdue University because I feel it's a better fit for me academically and socially.
- Purdue.
- Purdue University, I've just in general had a bad experience for my first semester of college and I think I will enjoy college more if I already know some people
- Purdue University and they have a better program suited for me.

#### Indiana University (any campus)

- Indiana University Bloomington
- Indiana Bloomington because it has a more collage feel
- Indiana University
- Indiana University-Bloomington, my major is not one that IUPUI has a lot of things to do with whereas IU has an entire school dedicated, I feel like it will be better for me.
- IUN, I want to be closer to home.
- IU Bloomington, I don't really like IUPUI's atmosphere
- IU, better for my intended career
- IUN because I would like to return home.
- Indiana University Bloomington and plus because this Campus is just a complete mess of students who try to put others down, nobody seems to be open and there's just a lot of cliques that don't accept others plus housing on this Campus is very sad and disappointing, the staff are very rude especially the Chartwells Staff and some professors just are too self-centered
- Indiana University Bloomington because it's better than IUPUI and their staff can actually answer questions and they care about their students. This school is a scam, the food is horrible, the hours for the dining halls are horrible, the living situation is horrible (especially the all gender bathrooms and co-ed floors in north hall). There is absolutely nothing to do here, everyone leaves on the weekends. My academic advisor was so rude and was never able to give me advice on what classes I should be taking. My classes were very hard, way over my academic ability. When I went to the MAC, I never got help from anyone which lead me to dropping my calculus class. Very dissatisfied with the education and environment at IUPUI. Will not be returning.
- IUN, closer to St. John and more affordable.
- IU Bloomington, I need to be closer to home for medical reasons and I also have had a terrible experience with my roommates and living in downtown Indianapolis
- IU Bloomington, this school is more of a commuter school and so it is hard to meet others. Most of the kids on my dorm floor are sophomores or juniors.
- IUN, it's cheaper and closer to home!
- IUPUC because their nursing program is much easier to get into
- IU Bloomington- I'm getting married in the next couple years
- Because IU Bloomington is cool.

#### Other Universities and Colleges

- Saint Elizabeth School of Nursing because they offer things that I need that IUPUI doesn't provide.
- UC
- Xavier University because they have a better medical imaging program. And the student athletes there are rude and self-involved people.
- Crossroads Bible College.
- Leadership & Ministry Studies
- Liberty University - more traditional university experience (living on campus, away from home), Christian environment
- Kaplan so that I can pursue cosmetology school while going to college.
- Ball State University, IUPUI doesn't offer my major.
- The University of Chicago, Princeton University, or the Massachusetts Institute of Technology. As great as IUPUI is, it lacks the mathematical prestige and challenge of these other institutions. Even at 17 credit hours, I found that my schoolwork took very little time and achieving perfect scores was not at all difficult. There are very few opportunities for me to challenge myself, so I want more academic rigor that is famously at these other institutions.
- WGU, it's more affordable and convenient. On-campus housing @ IUPUI is too expensive as well as driving 30-45mins everyday just to get attendance & teach myself how to do work on my own at home.
- Ivy Tech. My IUPUI professor made unwanted sexual advances
- USI, I feel like the classes here at IUPUI are too challenging for me.

#### Unsure/Did Not Specify

- You don't offer veterinary here.
- Have not decided
- I'm still unsure, but I plan to move out of state in the next year.
- Because IUPUI is too expensive for me to keep up with
- An online program. It's too expensive to be living in such poor conditions and I don't like having to go to class. There's not an online program for my degree.
- The cost is too high

## Comparisons Between Underrepresented and Not Underrepresented Groups

An independent sample test was conducted to analyze statistical differences between multiple groups (Underrepresented v Not Underrepresented, Black v Not Underrepresented, Latinx v Not Underrepresented, Black/African American v Hispanic/Latinx) on numerous items relating to reasons why they plan to not return next semester to IUPUI and sense of belonging.

- Difficulty paying for college was the only item that showed statistically significant differences between groups. The differences were seen between both underrepresented and not underrepresented respondents, and Black/African American and not underrepresented respondents.

Reasons why plan to not return to IUPUI next semester:			
	Underrepresented (N=17)	Not Underrepresented (N=35)	Sig.
	Mean		
Difficulty paying for college	2.06	1.51	.034
	Black/African American (N=12)	Not Underrepresented (N=36)	
	Mean		
Difficulty paying for college	2.17	1.56	.034

1=Not a Reason, 2=Minor Reason, 3=Major Reason

- For **underrepresented** respondents the most important reason they planned not to return for their second semester was a difficulty paying for college.
- The most important reason **not underrepresented** respondents reported planning to not return to IUPUI in their second semester was a lack of sense of community.

Reasons planning not to return ranked from biggest reason to smallest reason		
All Respondents (N=52)	Underrepresented* (N=17)	Not Underrepresented (N=35)
Don't feel like I belong at IUPUI	Difficulty paying for college	Lack of sense of community
Personal emotional/mental health reasons	Moving closer to home	Personal emotional/mental health reasons
Difficulty paying for college	Don't feel like I belong at IUPUI	Don't feel like I belong at IUPUI
Lack of campus life and activities	Personal emotional/mental health reasons	Lack of campus life and activities
Moving closer to home	Don't feel like I belong in my academic school	Family reasons
Lack of friends	Lack of affordable housing alternatives	Other (please specify)
Family reasons	Lack of campus life and activities	Don't feel like I belong in my academic major
Don't feel like I belong in my academic major	Lack of friends	Lack of friends
Lack of sense of community	Lack of sense of community	Moving closer to home
Don't feel like I belong in my academic school	Don't feel like I belong in my academic major	Difficulty paying for college
Lack of affordable housing alternatives	Family reasons	Lack of affordable housing alternatives
Performed poorly academically	Performed poorly academically	Don't feel like I belong in my academic school
Personal physical health reasons	Military commitment	Major not offered
Major not offered	Personal physical health reasons	Performed poorly academically
Military commitment	Other (please specify)	Personal physical health reasons
Other (please specify)	Major not offered	Military commitment

\*Underrepresented includes Black/African American, Hispanic/Latinx, Native Hawaiian/Pacific Islander, American Indian/Alaska Native

## Comparisons Between Students Living On-Campus and Students Living Off-Campus

Sense of Belonging	On-Campus (N=524)	Off-Campus (N=495)	Sig.
	Mean		
I feel a sense of belonging to IUPUI	5.66	5.49	.055
I feel that I am a member of the IUPUI community	5.63	5.30	.000
I feel that I fit right in on campus	5.61	5.38	.015
I feel connected with other IUPUI students	5.44	5.07	.000
I see myself as part of the IUPUI community	5.56	5.19	.000
The IUPUI campus community has made me feel welcome	5.88	5.71	.054
I have a network of peer support at IUPUI	5.59	5.10	.000
I feel like there is a community I belong to at IUPUI	5.51	4.98	.000
I have formed close friendships with other students attending IUPUI	5.81	5.03	.000
I have formed close friendships with other students in my academic major or school	5.34	4.84	.000
I feel like I am valued as a person at IUPUI	5.54	5.31	.014
I feel a sense of belonging within the school of my academic major	5.56	5.21	.001
Self-Efficacy	On-Campus (N=524)	Off-Campus (N=484)	Sig.
	Mean		
Study Skills	3.26	2.94	.000
Motivation for college work	3.43	3.30	.035
Physical health	3.36	3.19	.002
Emotional health	3.09	2.95	.042
Growth Mindset/Support	On-Campus (N=499)	Off-Campus (N=477)	Sig.
	Mean		
There are instructors at IUPUI who care about my learning	6.14	5.93	.008
There are instructors/staff at IUPUI who want to help me attain my personal goals	5.92	5.73	.030
There are instructors/staff at IUPUI who care about me as a person	5.73	5.55	.051
Satisfaction Levels	On-Campus (N=499)	Off-Campus (N=477)	Sig.
	Mean		
Overall social experience at IUPUI	3.85	3.67	.010
Academic advising in your major department or school	4.10	3.95	.030
Quality of Food Services/Options	2.95	3.76 (N=424)	.000
Quality of on-campus housing	3.75	3.43 (N=213)	.000
Availability of on-campus housing	3.68	3.20 (N=233)	.000

## Comparisons Between Students Living On-Campus and Students Living Off-Campus

High-Impact Practices	On-Campus (N=481)	Off-Campus (N=465)	Sig.
% Done/Plan to Do			
Practicum internship, field experience, co-op experience, or clinical assignment	88.1	81.7	.016
Community service or volunteer work	90.2	80.0	.000
Participate in a learning community or some other formal program where groups of students take two or more classes together	67.7	62.1	.005
Work on a research project with a faculty member outside of course or program requirements	58.1	51.6	.034
Study Abroad	56.3	43.4	.003
Participate in student club or organization	87.8	74.7	.000
Participate in student government	24.2	19.1	.042
Get a job on-campus	68.2	47.3	.000
Profiles of Learning in Undergraduate Success	On-Campus (N=479)	Off-Campus (N=457)	Sig.
Mean			
Engage in meaningful self-examination and reflection	4.09	3.98	.055
Average Time on Activities	On-Campus (N=475)	Off-Campus (N=448)	Sig.
% Over 15 hours			
Preparing for class (studying, reading, writing, doing homework or lab work, analyzing data, rehearsing, and other academic activities)	42.0	40.1	.042
Working for pay off-campus	11.7	39.5	.000
Participating in co-curricular activities (organizations, campus publications, student government, fraternity or sorority, intercollegiate or intramural sports, etc.)	9.4	7.0	.000
Commuting to class (driving, walking, etc.)	7.7	17.4	.000
Relaxing and socializing (watching TV, partying, etc.)	27.9	23.3	.015
Providing care for dependents living with you (parents, children, spouse, etc.)	3.6	13.1	.000
Taking care of household responsibilities	5.7	15.4	.000
Reasons why planning to not return to/or transfer from IUPUI	On-Campus (N=481)	Off-Campus (N=465)	Sig.
Mean			
Lack of campus life and activities	1.96	1.38	.016
Lack of friends	1.79	1.33	.029

## Black/African American Respondents

	All Respondents	All Invited
<i>Female</i>	74.6% (N=91)	65.4% (N=274)
<i>Male</i>	25.4% (N=31)	34.6% (N=145)
<i>Liberal Arts</i>	2.5% (N=3)	1.9% (N=8)
<i>ENGT</i>	0.8% (N=1)	5.2% (N=22)
<i>Science</i>	6.6% (N=8)	4.5% (N=19)
<i>Social Work</i>	0.8% (N=1)	0.2% (N=1)
<i>Business</i>	0.8% (N=1)	0.5% (N=2)
<i>Health &amp; Human Sciences</i>	7.4% (N=9)	6.4% (N=27)
<i>Informatics</i>	3.3% (N=4)	3.8% (N=16)
<i>Education</i>	3.3% (N=4)	1.4% (N=6)
<i>SPEA</i>	1.6% (N=2)	2.1% (N=9)
<i>Public Health</i>	0.8% (N=1)	1.2% (N=5)
<i>Herron</i>	4.9% (N=6)	2.4% (N=10)
<i>University College</i>	67.2 (N=82)	69.9% (N=293)
<i>Philanthropy</i>	0.0% (N=0)	0.2% (N=1)
<b>N</b>	<b>122</b>	<b>419</b>
<b>Response Rate</b>	<b>29.1%</b>	

## Black/African American Respondent Sense of Belonging

Please rate your level of agreement with each statement.									
	N	Mean	Strongly Disagree	Moderately Disagree	Slightly Disagree	Neither Disagree nor Agree	Slightly Agree	Moderately Agree	Strongly Agree
	Percentages								
The IUPUI campus community has made me feel welcome	120	5.60	5.0	2.5	6.7	5.8	15.8	21.7	42.5
I feel a sense of belonging to IUPUI	122	5.41	6.6	1.6	8.2	6.6	15.6	27.9	33.6
I feel that I am a member of the IUPUI community	120	5.31	6.7	1.7	5.8	9.2	22.5	25.0	29.2
I feel that I fit right in on campus	122	5.24	4.9	5.7	5.7	10.7	17.2	28.7	27.0
I feel like I am valued as a person at IUPUI	115	5.23	4.3	5.2	5.2	16.5	14.8	24.3	29.6
I see myself as part of the IUPUI community	122	5.17	7.4	1.6	6.6	9.8	22.1	30.3	22.1
My experience with IUPUI is aligned with my expectations in terms of what the college experience should be	122	5.10	8.2	6.6	9.8	4.9	14.8	24.6	31.1
I have a network of peer support at IUPUI	115	5.03	8.7	6.1	7.8	6.1	19.1	27.0	25.2
I feel like there is a community I belong to at IUPUI	115	4.97	10.4	5.2	10.4	7.0	13.9	23.5	29.6
I have formed close friendships with other students in my academic major or school	115	4.91	21.7	9.6	6.1	8.7	11.3	19.1	23.5
I have formed close friendships with other students attending IUPUI	115	4.91	16.5	5.2	4.3	7.8	12.2	18.3	35.7
I feel connected with other IUPUI students	120	4.87	8.3	4.2	13.3	7.5	20.8	25.0	20.8
I feel a sense of belonging within the school of my academic major	115	4.30	6.1	7.0	6.1	17.4	16.5	17.4	29.6

1=Strongly Disagree, 2=Moderately Disagree, 3=Slightly Disagree, 4=Neither Disagree nor Agree, 5=Slightly Agree, 6=Moderately Agree, 7=Strongly Agree



## Black/African American Respondent Organizational Commitment and Self-Efficacy

Please rate your level of agreement with each statement.

	N	Mean	Strongly Disagree	Moderately Disagree	Slightly Disagree	Neither Disagree nor Agree	Slightly Agree	Moderately Agree	Strongly Agree
Percentages									
I am proud to tell others I am going to school here	111	5.70	4.5	0.9	0.9	17.1	8.1	27.0	41.4
I am extremely glad that I chose IUPUI over other colleges	110	5.35	6.4	5.5	5.5	8.2	14.5	24.5	35.5
It is important for me to graduate from IUPUI (e.g., rather than from another university)	111	5.27	11.7	1.8	3.6	9.9	17.1	15.3	40.5

1=Strongly Disagree, 2=Moderately Disagree, 3=Slightly Disagree, 4=Neither Disagree nor Agree, 5=Slightly Agree, 6=Moderately Agree, 7=Strongly Agree

Rate yourself on each of the following traits as compared to the average person your age.

	N	Mean	Lowest 10%	Below Average	Average	Above Average	Highest 10%
Percentages							
Ability to work with others that are different from you	110	3.98	0.0	3.6	22.7	45.5	28.2
Leadership ability	110	3.63	0.9	10.0	31.8	40.0	17.3
Ability to seek out appropriate academic help	110	3.59	0.9	14.5	30.0	33.6	20.9
Academic ability	110	3.55	0.0	4.5	42.7	46.4	6.4
Writing ability	110	3.45	0.9	5.5	47.3	40.9	5.5
Self-confidence (related to intellectual or academic activities)	110	3.36	4.5	13.6	36.4	31.8	13.6
Physical health	110	3.35	0.9	14.5	43.6	30.9	10.0
Self-confidence (related to social activities)	109	3.30	3.7	18.3	34.9	30.3	12.8
Motivation for college work	109	3.26	0.9	17.4	45.9	26.6	9.2
Ability to manage finances	110	3.21	5.5	17.3	40.9	23.6	12.7
Mathematical ability	109	3.12	3.7	17.4	45.9	29.4	3.7
Study skills	109	3.01	2.8	22.0	50.5	21.1	3.7
Emotional health	109	3.00	8.3	22.9	36.7	24.8	7.3

1=Lowest 10%, 2=Below Average, 3=Average, 4=Above Average, 5=Highest 10%

## Black/African American Respondent Growth Mindset/Support

Please rate your level of agreement with each statement.									
	N	Mean	Strongly Disagree	Moderately Disagree	Slightly Disagree	Neither Disagree nor Agree	Slightly Agree	Moderately Agree	Strongly Agree
	Percentages								
I believe that I can improve my academic ability if I work hard enough	107	6.38	0.9	0.9	0.9	0.9	10.3	24.3	61.7
There are instructors at IUPUI who care about my learning	108	6.07	1.9	0.9	2.8	3.7	15.7	23.1	51.9
There are instructors/staff at IUPUI who want to help me attain my personal goals	107	5.89	1.9	1.9	2.8	6.5	17.8	24.3	44.9
Most faculty/staff IUPUI seem to believe that students can improve their academic ability level if they work hard enough	108	5.83	1.9	0.0	3.7	13.9	16.7	15.7	48.1
An instructor has provided useful and clear feedback on my learning	108	5.82	0.9	1.9	3.7	8.3	18.5	25.9	40.7
I have been encouraged by an instructor	108	5.74	4.6	2.8	0.0	6.5	21.3	22.2	42.6
There are instructor/staff at IUPUI who care about me as a person	108	5.59	2.8	3.7	1.9	16.7	15.7	16.7	42.6
Most faculty/staff at IUPUI seem to believe that students have a certain amount of academic ability and that students really can't do much to change it*	107	4.64	9.3	7.5	6.5	26.2	10.3	17.8	22.4
You have a certain amount of academic ability and you really can't do much to change it*	108	4.59	11.1	10.2	5.6	18.5	14.8	15.7	24.1
My fellow students at IUPUI seem to believe that students have a certain amount of academic ability and that students really can't do much to change it.*	108	3.99	9.3	11.1	13.9	38.0	6.5	7.4	13.9

1=Strongly Disagree, 2=Moderately Disagree, 3=Slightly Disagree, 4=Neither Disagree nor Agree, 5=Slightly Agree, 6=Moderately Agree, 7=Strongly Agree

## Black/African American Respondent Satisfaction of Services/Experiences at IUPUI

Rate your level of satisfaction in the following areas							
	N	Mean	Very Dissatisfied	Dissatisfied	Neutral	Satisfied	Very Satisfied
	Percentages						
Quality of technology in the classroom to promote learning	103	4.08	1.0	2.9	20.4	38.8	36.9
The general helpfulness of IUPUI staff	105	4.03	1.0	1.9	21.0	45.7	30.5
Peer mentoring experiences	100	4.02	1.0	2.0	25.0	38.0	34.0
Quality of classroom environment (lighting, heating/cooling, cleanliness, comfort of seats, etc.)	104	4.01	1.0	4.8	19.2	42.3	32.7
Overall academic experience at IUPUI	106	4.00	1.9	5.7	19.8	35.8	36.8
Overall quality of instructor/faculty members at IUPUI	105	4.00	1.0	1.9	22.9	44.8	29.5
Academic advising in your major department or school	99	3.98	3.0	5.1	21.2	32.3	38.4
Opportunities to join clubs/organizations	103	3.97	1.0	7.8	17.5	40.8	33.0
Information about career and job opportunities	103	3.97	1.0	5.8	20.4	40.8	32.0
Career Services in your major department or school	95	3.95	1.1	1.1	34.7	28.4	34.7
Tutoring, Coaching, and other academic support services	97	3.92	1.0	3.1	32.0	30.9	33.0
Academic advising in University College	90	3.92	2.2	4.4	28.9	27.8	36.7
Career Services in University College	85	3.89	3.5	0.0	35.3	25.9	35.3
Campus activities and events	103	3.88	1.9	6.8	19.4	44.7	27.2
Overall social experiences at IUPUI	106	3.53	4.7	14.2	29.2	27.4	24.5
On-campus job	73	3.52	4.1	9.6	41.1	20.5	24.7
Availability of on-campus housing	80	3.49	6.3	7.5	36.3	31.3	18.8
Quality of on-campus housing	76	3.46	5.3	10.5	34.2	32.9	17.1
Quality of Food Services/Options	103	3.44	7.8	16.5	23.3	29.1	23.3

1=Very Dissatisfied, 2=Dissatisfied, 3=Neutral, 4=Satisfied, 5=Very Satisfied

## Black/African American High-Impact Practices and IUPUI Profiles of Learning for Undergraduate Success (PLUS)

Which of the following have you done or do you plan to do before you graduate from IUPUI?					
	N	Done	Plan to Do	Do Not Plan to Do	Have Not Decided
	Percentage				
Join a fraternity/sorority	100	3.0	21.0	49.0	27.0
Participate in student government	100	6.0	23.0	45.0	26.0
Work on a research project with a faculty member outside of course or program requirements	100	3.0	45.0	17.0	35.0
Study abroad	99	1.0	53.5	17.2	28.3
Get a job on-campus	100	8.0	53.0	15.0	24.0
Complete an electronic portfolio	100	24.0	37.0	15.0	24.0
Practicum, internship, field experience, co-op experience, or clinical assignment	100	2.0	81.0	4.0	13.0
Participate in a learning community or some other formal program where groups of students take two or more classes together	100	36.0	29.0	12.0	23.0
Participate in student club or organization	100	30.0	52.0	3.0	15.0
Community service or volunteer work	100	35.0	47.0	6.0	12.0

I feel confident that I can effectively...							
	N	Mean	Not At All Confident	Somewhat Confident	Neutral	Confident	Very Confident
	Percentage						
Work with people from different backgrounds (e.g., races, ethnicities, religions, socioeconomic backgrounds, cultural, or sexual orientations)	100	4.27	0.0	8.0	7.0	35.0	50.0
Recognize and appreciate cultural differences and initiate interactions with those who are culturally different	100	4.12	0.0	7.0	13.0	41.0	39.0
Advocate for my beliefs in a civil and respectful manner	100	4.09	0.0	6.0	16.0	41.0	37.0
Recognize my own cultural rules and biases	100	4.01	0.0	6.0	18.0	45.0	31.0
Modify how I approach a problem based on the requirements of the situation	100	3.92	2.0	4.0	20.0	48.0	26.0
Engage in meaningful self-examination and reflection	100	3.88	0.0	10.0	24.0	34.0	32.0
Be a meaningful contributor to communities locally and globally	100	3.83	0.0	9.0	27.0	36.0	28.0
Generate new ideas about how to approach an issue	99	3.73	1.0	12.1	19.2	48.5	19.2
Write a well-organized final report or paper	100	3.46	4.0	12.0	32.0	38.0	14.0
Support an argument using appropriate data (quantitative or non-quantitative) data	100	3.44	4.0	19.0	21.0	41.0	15.0
Prepare a formal oral presentation to communicate ideas and information	100	3.40	4.0	21.0	22.0	37.0	16.0

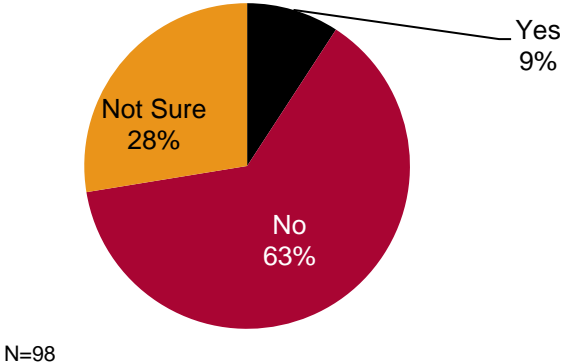
1=Not at All Confident, 2=Somewhat Confident, 3=Neutral, 4=Confident, 5=Very Confident

## Black/African American Respondent Hours Spent on Activities

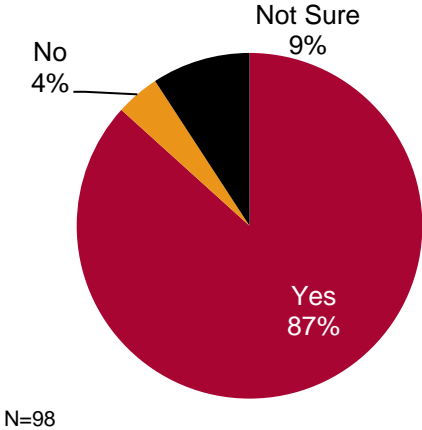
About how many hours did you spend in a typical 7-day week during your first year at IUPUI doing each of the following?									
	N	0	1-5	6-10	11-15	16-20	21-25	26-30	More than 30
	Percentage								
Preparing for class (studying, reading, writing, doing homework or lab work, analyzing data, rehearsing, and other academic activities)	99	0.0	17.2	21.2	16.2	21.2	11.1	1.0	12.1
Relaxing and socializing (watching TC, partying, etc.)	98	3.1	24.5	27.6	13.3	16.3	3.1	4.1	8.2
Interacting with on-line social networks (Facebook, Instagram, Twitter, etc.)	99	6.1	23.2	25.3	16.2	12.1	4.0	2.0	11.1
Working for pay off-campus	99	54.5	5.1	9.1	6.1	3.0	8.1	6.1	8.1
Commuting to class (driving, walking, etc.)	99	9.1	43.4	18.2	8.1	7.1	4.0	2.0	8.1
Taking care of household responsibilities	99	21.2	37.4	17.2	10.1	8.1	2.0	2.0	2.0
Providing care for dependents living with you (parents, children, spouse, etc.)	97	61.9	15.5	8.2	2.1	4.1	4.1	1.0	3.1
Participating in co-curricular activities (organizations, campus publications, student government, fraternity or sorority, intercollegiate or intramural sports, etc.)	99	45.5	30.3	7.1	3.0	7.1	4.0	0.0	3.0
Engaging in volunteer activities	99	45.5	35.4	6.1	4.0	6.1	2.0	0.0	1.0
Working without pay (unpaid internship) off campus	99	85.9	4.0	4.0	2.0	1.0	1.0	0.0	2.0
Working for pay on-campus	99	80.8	5.1	4.0	5.1	0.0	3.0	1.0	1.0



**I intend to transfer to another institution?**



**I plan to re-enroll at IUPUI next semester?**



## Black/African American Respondent Plans for Next Semester

Reasons why plan to not return to IUPUI next semester:					
	N	Mean	Not a Reason	Minor Reason	Major Reason
			Percentage		
Difficulty paying for college	12	2.17	33.3	16.7	50.0
Lack of affordable housing alternatives	12	1.92	33.3	41.7	25.0
Personal emotional/mental health reasons	12	1.83	50.0	16.7	33.3
Moving closer to home	12	1.83	50.0	16.7	33.3
Lack of campus life and activities	11	1.73	54.5	18.2	27.3
Don't feel like I belong at IUPUI	12	1.67	50.0	33.3	16.7
Lack of friends	12	1.67	50.0	33.3	16.7
Don't feel like I belong in my academic school	12	1.58	66.7	8.3	25.0
Lack of sense of community	12	1.58	50.0	41.7	8.3
Family reasons	12	1.42	66.7	25.0	8.3
Performed poorly academically	12	1.33	66.7	33.3	0.0
Don't feel like I belong in my academic major	12	1.25	83.3	8.3	8.3
Military commitment	12	1.17	83.3	16.7	0.0
Other (please specify)	6	1.17	83.3	16.7	0.0
Personal physical health reasons	12	1.08	91.7	8.3	0.0
Major not offered	12	1.08	91.7	8.3	0.0

1=Not a Reason, 2=Minor Reason, 3=Major Reason

Most important reasons why plan to return (check all that apply)	
	N
Major offered	11
Have a scholarship	11
Financial aid support	10
Have friends that attend IUPUI	10
Close to family	9
Feel like I belong at IUPUI	7
Academic support	6
Quality of instruction	6
Other*	5
Feel a sense of community	3
Family supportive of attending IUPUI	2
Feel like I belong in my academic major	2
Like housing situation	1
Quality of campus life and activities	1
The IUPUI Instructors care about me and my goals	1
The IUPUI Staff care about me and my goals	1
Feel like I belong in my academic school	0

**Hispanic/Latinx Respondents**

	All Respondents	All Invited
<b>Female</b>	68.3% (N=69)	66.0% (N=235)
<b>Male</b>	31.7% (N=32)	34.0% (N=121)
<b>Liberal Arts</b>	3.0% (N=3)	1.7% (N=6)
<b>ENGT</b>	6.0% (N=6)	6.4% (N=23)
<b>Science</b>	10.9% (N=11)	9.0% (N=32)
<b>Business</b>	2.0% (N=2)	2.0% (N=7)
<b>Health &amp; Human Sciences</b>	4.0% (N=4)	3.7% (N=13)
<b>Informatics</b>	4.0% (N=4)	3.7% (N=13)
<b>Education</b>	1.0% (N=1)	0.8% (N=3)
<b>SPEA</b>	1.0% (N=1)	1.7% (N=6)
<b>Public Health</b>	1.0% (N=1)	0.3% (N=1)
<b>Herron</b>	2.0% (N=2)	2.2% (N=8)
<b>University College</b>	65.3% (N=66)	68.3% (N=243)
<b>Medicine</b>	0.0% (N=0)	0.3% (N=1)
<b>N</b>	<b>101</b>	<b>356</b>
<b>Response Rate</b>	<b>28.4%</b>	



## Hispanic/Latinx Respondent Sense of Belonging

Please rate your level of agreement with each statement.									
	N	Mean	Strongly Disagree	Moderately Disagree	Slightly Disagree	Neither Disagree nor Agree	Slightly Agree	Moderately Agree	Strongly Agree
	Percentages								
The IUPUI campus community has made me feel welcome	101	5.94	3.0	1.0	1.0	5.9	17.8	25.7	45.5
I feel a sense of belonging to IUPUI	101	5.64	3.0	3.0	2.0	8.9	22.8	22.8	37.6
I feel like I am valued as a person at IUPUI	97	5.57	4.1	3.1	1.0	15.5	12.4	27.8	36.1
I have formed close friendships with other students attending IUPUI	97	5.55	6.2	3.1	5.2	7.2	16.5	17.5	44.3
I feel a sense of belonging within the school of my academic major	98	5.53	4.1	3.1	4.1	12.2	14.3	25.5	36.7
I feel that I fit right in on campus	101	5.48	5.0	4.0	3.0	11.9	15.8	23.8	36.6
My experience with IUPUI is aligned with my expectations in terms of what the college experience should be	101	5.43	5.9	1.0	6.9	9.9	17.8	23.8	34.7
I see myself as part of the IUPUI community	101	5.43	4.0	5.9	3.0	10.9	17.8	23.8	34.7
I feel that I am a member of the IUPUI community	101	5.41	5.0	2.0	4.0	13.9	17.8	26.7	30.7
I feel connected with other IUPUI students	101	5.41	5.0	5.9	1.0	8.9	22.8	23.8	32.7
I have a network of peer support at IUPUI	99	5.38	4.0	6.1	4.0	7.1	22.2	25.3	31.3
I feel like there is a community I belong to at IUPUI	99	5.34	9.1	1.0	4.0	8.1	18.2	29.3	30.3
I have formed close friendships with other students in my academic major or school	98	5.23	8.2	2.0	7.1	12.2	16.3	19.4	34.7

1=Strongly Disagree, 2=Moderately Disagree, 3=Slightly Disagree, 4=Neither Disagree nor Agree, 5=Slightly Agree, 6=Moderately Agree, 7=Strongly Agree

# Hispanic/Latinx Respondent Organizational Commitment and Self-Efficacy

Please rate your level of agreement with each statement.

	N	Mean	Strongly Disagree	Moderately Disagree	Slightly Disagree	Neither Disagree nor Agree	Slightly Agree	Moderately Agree	Strongly Agree
Percentages									
I am proud to tell others I am going to school here	99	6.14	3.0	1.0	0.0	7.1	10.1	21.2	57.6
I am extremely glad that I chose IUPUI over other colleges	99	6.00	4.0	2.0	1.0	7.1	10.1	20.2	55.6
It is important for me to graduate from IUPUI (e.g., rather than from another university)	99	5.98	6.1	2.0	0.0	9.1	4.0	20.2	58.6

1=Strongly Disagree, 2=Moderately Disagree, 3=Slightly Disagree, 4=Neither Disagree nor Agree, 5=Slightly Agree, 6=Moderately Agree, 7=Strongly Agree

Rate yourself on each of the following traits as compared to the average person your age.

	N	Mean	Lowest 10%	Below Average	Average	Above Average	Highest 10%
Percentages							
Ability to work with others that are different from you	99	3.96	2.0	0.0	21.2	53.5	23.2
Academic ability	99	3.48	1.0	5.1	42.4	47.5	4.0
Leadership ability	98	3.41	2.0	12.2	34.7	44.9	6.1
Ability to manage finances	98	3.38	3.1	12.2	37.8	37.8	9.2
Motivation for college work	99	3.34	5.1	9.1	41.4	35.4	9.1
Self-confidence (related to intellectual or academic activities)	99	3.33	5.1	12.1	39.4	31.3	12.1
Ability to seek out appropriate academic help	99	3.31	6.1	13.1	31.3	42.4	7.1
Writing ability	99	3.28	2.0	6.1	57.6	30.3	4.0
Physical health	99	3.23	3.0	15.2	44.4	30.3	7.1
Self-confidence (related to social activities)	99	3.21	6.1	13.1	44.4	26.3	10.1
Mathematical ability	98	3.18	5.1	13.3	43.9	33.7	4.1
Emotional health	99	3.09	9.1	17.2	39.4	24.2	10.1
Study skills	99	3.06	5.1	16.2	48.5	28.3	2.0

1=Lowest 10%, 2=Below Average, 3=Average, 4=Above Average, 5=Highest 10%

## Hispanic/Latinx Respondent Growth Mindset/Support

Please rate your level of agreement with each statement.									
	N	Mean	Strongly Disagree	Moderately Disagree	Slightly Disagree	Neither Disagree nor Agree	Slightly Agree	Moderately Agree	Strongly Agree
	Percentages								
I believe that I can improve my academic ability if I work hard enough	96	6.13	3.1	1.0	1.0	3.1	11.5	27.1	53.1
Most faculty/staff IUPUI seem to believe that students can improve their academic ability level if they work hard enough	96	5.88	1.0	2.1	1.0	10.4	15.6	29.2	40.6
There are instructors at IUPUI who care about my learning	96	5.80	1.0	2.1	1.0	16.7	11.5	26.0	41.7
There are instructors/staff at IUPUI who want to help me attain my personal goals	95	5.71	2.1	2.1	1.1	18.9	11.6	22.1	42.1
I have been encouraged by an instructor	95	5.69	1.1	2.1	1.1	16.8	18.9	21.1	38.9
An instructor has provided useful and clear feedback on my learning	96	5.57	2.1	2.1	0.0	17.7	24.0	18.8	35.4
There are instructor/staff at IUPUI who care about me as a person	96	5.54	4.2	2.1	1.0	18.8	12.5	25.0	36.5
My fellow students at IUPUI seem to believe that students have a certain amount of academic ability and that students really can't do much to change it.*	96	4.52	10.4	6.3	18.8	30.2	9.4	16.7	8.3
You have a certain amount of academic ability and you really can't do much to change it*	96	4.30	9.4	8.3	16.7	19.8	14.6	16.7	14.6
Most faculty/staff at IUPUI seem to believe that students have a certain amount of academic ability and that students really can't do much to change it*	96	4.05	11.5	4.2	8.3	27.1	14.6	14.6	19.8

1=Strongly Disagree, 2=Moderately Disagree, 3=Slightly Disagree, 4=Neither Disagree nor Agree, 5=Slightly Agree, 6=Moderately Agree, 7=Strongly Agree

# Hispanic/Latinx Respondent Satisfaction of Services/Experiences at IUPUI

Rate your level of satisfaction in the following areas							
	N	Mean	Very Dissatisfied	Dissatisfied	Neutral	Satisfied	Very Satisfied
	Percentages						
Overall academic experience at IUPUI	94	4.29	2.1	0.0	13.8	35.1	48.9
Overall quality of instructor/faculty members at IUPUI	94	4.20	2.1	2.1	13.8	37.2	44.7
Quality of technology in the classroom to promote learning	91	4.14	4.4	2.2	11.0	39.6	42.9
The general helpfulness of IUPUI staff	92	4.12	2.2	2.2	20.7	31.5	43.5
Peer mentoring experiences	89	4.11	2.2	4.5	18.0	30.3	44.9
Tutoring, Coaching, and other academic support services	84	4.10	1.2	4.8	22.6	26.2	45.2
Quality of classroom environment (lighting, heating/cooling, cleanliness, comfort of seats, etc.)	93	4.09	2.2	4.3	18.3	33.3	41.9
Academic advising in your major department or school	92	4.08	2.2	3.3	20.7	32.6	41.3
Information about career and job opportunities	92	4.04	2.2	3.3	21.7	33.7	39.1
Academic advising in University College	87	3.99	2.3	3.4	23.0	35.6	35.6
Career Services in your major department or school	90	3.96	1.1	2.2	28.9	35.6	32.2
Campus activities and events	92	3.96	2.2	4.3	26.1	30.4	37.0
Career Services in University College	84	3.93	1.2	2.4	31.0	33.3	32.1
Opportunities to join clubs/organizations	92	3.91	4.3	3.3	25.0	31.5	35.9
Overall social experiences at IUPUI	94	3.91	5.3	3.2	26.6	24.5	40.4
Availability of on-campus housing	59	3.76	5.1	8.5	22.0	33.9	30.5
Quality of on-campus housing	59	3.76	3.4	6.8	30.5	28.8	30.5
Quality of Food Services/Options	87	3.55	9.2	9.2	26.4	27.6	27.6
On-campus job	58	3.47	10.3	6.9	36.2	19.0	27.6

1=Very Dissatisfied, 2=Dissatisfied, 3=Neutral, 4=Satisfied, 5=Very Satisfied

# Hispanic/Latinx High-Impact Practices and IUPUI Profiles of Learning for Undergraduate Success (PLUS)

Which of the following have you done or do you plan to do before you graduate from IUPUI?					
	N	Done	Plan to Do	Do Not Plan to Do	Have Not Decided
	Percentage				
Participate in student government	92	2.2	20.7	52.2	25.0
Join a fraternity/sorority	92	2.2	25.0	53.3	19.6
Work on a research project with a faculty member outside of course or program requirements	92	4.3	50.0	6.5	39.1
Study abroad	91	1.1	51.6	15.4	31.9
Get a job on-campus	92	3.3	56.5	15.2	25.0
Complete an electronic portfolio	92	23.9	33.7	15.2	27.2
Practicum, internship, field experience, co-op experience, or clinical assignment	92	5.4	76.1	2.2	16.3
Participate in a learning community or some other formal program where groups of students take two or more classes together	92	33.7	32.6	12.0	21.7
Participate in student club or organization	92	25.0	60.9	3.3	10.9
Community service or volunteer work	92	38.0	44.6	3.3	14.1

I feel confident that I can effectively...							
	N	Mean	Not At All Confident	Somewhat Confident	Neutral	Confident	Very Confident
	Percentage						
Work with people from different backgrounds (e.g., races, ethnicities, religions, socioeconomic backgrounds, cultural, or sexual orientations)	91	4.34	1.1	1.1	11.0	36.3	50.5
Recognize and appreciate cultural differences and initiate interactions with those who are culturally different	91	4.14	2.2	2.2	16.5	37.4	41.8
Advocate for my beliefs in a civil and respectful manner	90	4.12	1.1	3.3	15.6	42.2	37.8
Recognize my own cultural rules and biases	92	4.07	2.2	1.1	21.7	38.0	37.0
Modify how I approach a problem based on the requirements of the situation	92	4.01	1.1	2.2	19.6	48.9	28.3
Engage in meaningful self-examination and reflection	91	3.97	1.1	3.3	26.4	36.3	33.0
Be a meaningful contributor to communities locally and globally	92	3.91	1.1	4.3	25.0	41.3	28.3
Generate new ideas about how to approach an issue	92	3.55	3.3	7.6	31.5	45.7	12.0
Support an argument using appropriate data (quantitative or non-quantitative) data	92	3.52	5.4	5.4	33.7	42.4	13.0
Prepare a formal oral presentation to communicate ideas and information	92	3.48	5.4	7.6	35.9	35.9	15.2
Write a well-organized final report or paper	92	3.47	6.5	10.9	25.0	44.6	13.0

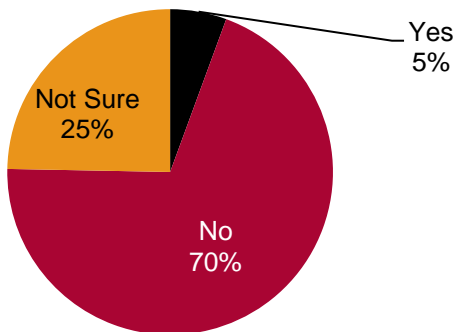
1=Not at All Confident, 2=Somewhat Confident, 3=Neutral, 4=Confident, 5=Very Confident

## Hispanic/Latinx Respondent Hours Spent on Activities

About how many hours did you spend in a typical 7-day week during your first year at IUPUI doing each of the following?									
	N	0	1-5	6-10	11-15	16-20	21-25	26-30	More than 30
	Percentage								
Preparing for class (studying, reading, writing, doing homework or lab work, analyzing data, rehearsing, and other academic activities)	89	1.1	10.1	23.6	22.5	22.5	12.4	5.6	2.2
Relaxing and socializing (watching TC, partying, etc.)	88	4.5	28.4	27.3	20.5	10.2	4.5	1.1	3.4
Interacting with on-line social networks (Facebook, Instagram, Twitter, etc.)	89	10.1	29.2	30.3	7.9	13.5	3.4	3.4	2.2
Working for pay off-campus	88	48.9	4.5	9.1	10.2	11.4	5.7	6.8	3.4
Commuting to class (driving, walking, etc.)	88	6.8	43.2	27.3	6.8	6.8	5.7	0.0	3.4
Taking care of household responsibilities	89	13.5	46.1	16.9	9.0	6.7	3.4	1.1	3.4
Providing care for dependents living with you (parents, children, spouse, etc.)	87	63.2	10.3	9.2	3.4	8.0	2.3	0.0	3.4
Participating in co-curricular activities (organizations, campus publications, student government, fraternity or sorority, intercollegiate or intramural sports, etc.)	89	42.7	37.1	9.0	4.5	6.7	0.0	0.0	0.0
Engaging in volunteer activities	89	44.9	36.0	10.1	3.4	5.6	0.0	0.0	0.0
Working without pay (unpaid internship) off campus	89	85.4	1.1	4.5	3.4	3.4	1.1	1.1	0.0
Working for pay on-campus	89	87.6	1.1	4.5	2.2	4.5	0.0	0.0	0.0

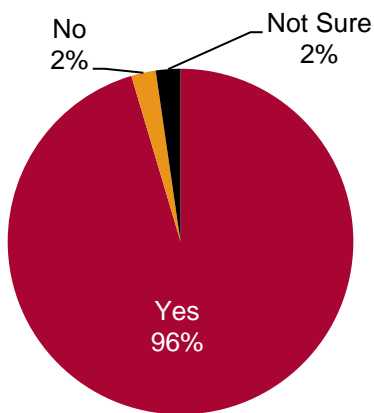


**I intend to transfer to another institution?**



N=89

**I plan to re-enroll at IUPUI next semester?**



N=88

## Hispanic/Latinx Respondent Plans for Next Semester

Reasons why plan to not return to IUPUI next semester:					
	N	Mean	Not a Reason	Minor Reason	Major Reason
			Percentage		
Don't feel like I belong at IUPUI	5	1.80	40.0	40.0	20.0
Don't feel like I belong in my academic school	5	1.80	40.0	40.0	20.0
Don't feel like I belong in my academic major	5	1.80	40.0	40.0	20.0
Difficulty paying for college	5	1.60	60.0	20.0	20.0
Moving closer to home	5	1.60	60.0	20.0	20.0
Lack of campus life and activities	5	1.60	60.0	20.0	20.0
Lack of friends	5	1.60	60.0	20.0	20.0
Lack of sense of community	5	1.60	60.0	20.0	20.0
Family reasons	5	1.40	60.0	40.0	0.0
Performed poorly academically	5	1.40	60.0	40.0	0.0
Lack of affordable housing alternatives	5	1.40	60.0	40.0	0.0
Other (please specify)	3	1.33	66.7	33.3	0.0
Military commitment	4	1.25	75.0	25.0	0.0
Personal emotional/mental health reasons	5	1.20	80.0	20.0	0.0
Personal physical health reasons	5	1.20	80.0	20.0	0.0
Major not offered	5	1.20	80.0	20.0	0.0

1=Not a Reason, 2=Minor Reason, 3=Major Reason

Most important reasons why plan to return (check all that apply)	
	N
Major offered	12
Have a scholarship	13
Financial aid support	14
Have friends that attend IUPUI	3
Close to family	7
Feel like I belong at IUPUI	11
Academic support	7
Quality of instruction	3
Other*	2
Feel a sense of community	1
Family supportive of attending IUPUI	0
Feel like I belong in my academic major	3
Like housing situation	2
Quality of campus life and activities	1
The IUPUI Instructors care about me and my goals	0
The IUPUI Staff care about me and my goals	0
Feel like I belong in my academic school	3





**IUPUI**

INSTITUTIONAL RESEARCH AND DECISION SUPPORT

**Jessicah Rauch**

Institutional Research Coordinator

Institutional Research and Decision Support

317-278-2047

[jtrauch@iupui.edu](mailto:jtrauch@iupui.edu)

**301 University Boulevard, INAD 4053  
Indianapolis, IN 46202**